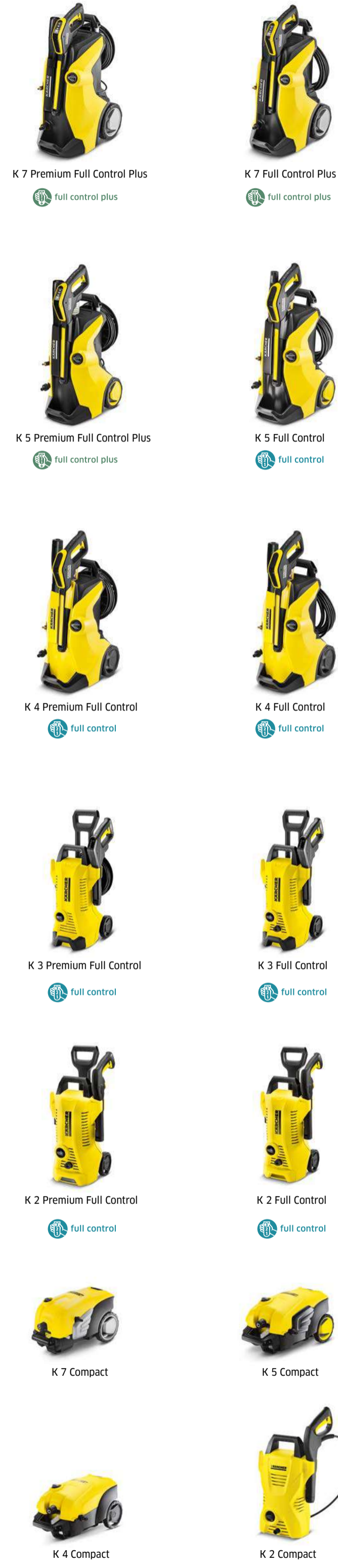


OVERVIEW OF HOME & GARDEN DEVICES 2018

PRESSURE WASHERS



CORDLESS PRESSURE WASHERS



MOBILE CLEANER



PRESSURE WASHERS, PETROL ENGINE RANGE



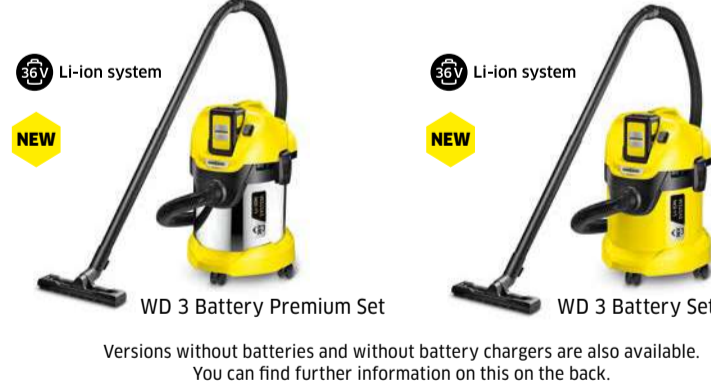
SWEEPERS



MULTI-PURPOSE VACUUM CLEANERS



CORDLESS MULTI-PURPOSE VACUUM CLEANER



ASH AND DRY VACUUM CLEANERS



SPRAY EXTRACTION CLEANERS



CORDLESS VACUUM CLEANER



VACUUM CLEANERS



VACUUM CLEANER WITH WATER FILTER



ROBOTIC VACUUM CLEANER



FLOOR CLEANERS



CORDLESS ELECTRIC BROOM



FLOOR POLISHER



WINDOW VACS



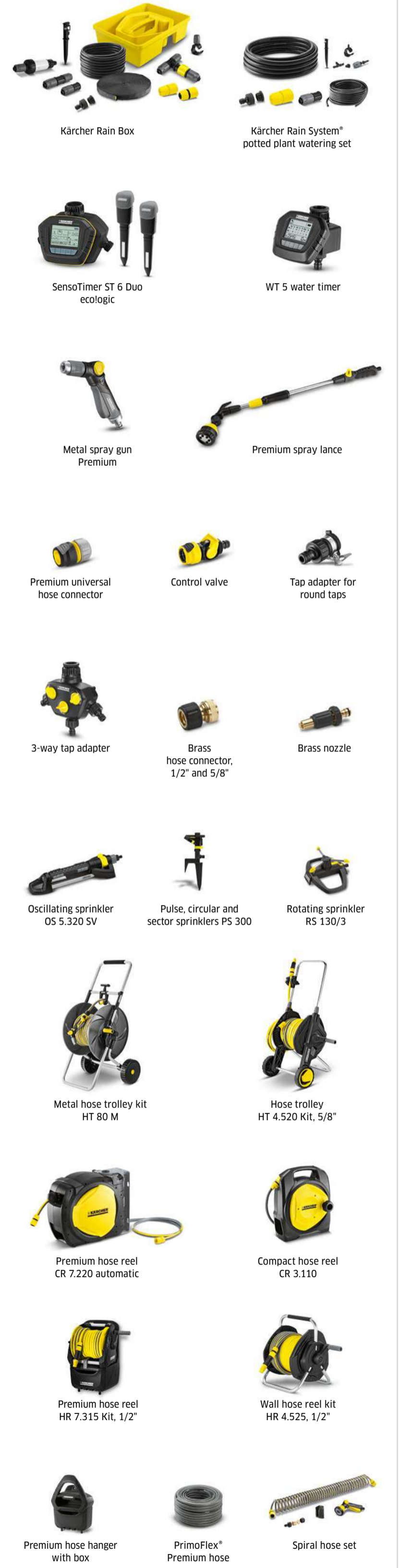
STEAM CLEANERS, STEAM IRONING SYSTEM, STEAM VACUUM CLEANER



PUMPS



WATERING SYSTEM EXCERPT



Some of these versions are available with Home, Car and Car & Home accessory kits. You can find further information on this on the back.

TECHNICAL DATA, ACCESSORIES AND DETERGENT

PRESSURE WASHERS AND CORDLESS PRESSURE WASHERS

	Order number	Max. pressure (bar)	Max. flow rate (l/min)	Connection lead (m)
Pressure washers				
K 7 Premium Full Control Plus	1.317-130.0	20-180	600	3.0
K 7 Premium Full Control Plus Home	1.317-130.0	20-180	600	3.0
K 7 Full Control Plus	1.317-030.0	20-180	600	3.0
K 7 Full Control Plus Home	1.317-032.0	20-180	600	3.0
K 5 Premium Full Control Plus	1.324-630.0	20-145	500	2.1
K 5 Premium Full Control Plus Home	1.324-633.0	20-145	500	2.1
K 5 Full Control	1.324-500.0	20-145	500	2.1
K 5 Full Control Home	1.324-503.0	20-145	500	2.1
K 5 Full Control Car & Home	1.324-505.0	20-145	500	2.1
K 4 Premium Full Control	1.324-100.0	20-130	420	1.8
K 4 Premium Full Control Home	1.324-103.0	20-130	420	1.8
K 4 Full Control	1.324-000.0	20-130	420	1.8
K 4 Full Control Home	1.324-003.0	20-130	420	1.8
K 4 Full Control Car	1.324-007.0	20-130	420	1.8
K 4 Full Control Car & Home	1.324-008.0	20-130	420	1.8
K 7 Compact	1.447-002.0	20-160	600	3.0
K 7 Compact Car	1.447-003.0	20-160	600	3.0
K 7 Compact Home	1.447-004.0	20-160	600	3.0
K 5 Compact Car	1.630-720.0	20-145	500	2.1
K 5 Compact Car Home	1.630-723.0	20-145	500	2.1
K 5 Compact Home	1.630-724.0	20-145	500	2.1
K 5 Compact Car & Home	1.630-726.0	20-145	500	2.1
K 4 Silent Home	1.637-353.0	20-130	420	1.8
K 4 Compact	1.637-310.0	20-130	420	1.8
K 4 Compact Car	1.637-315.0	20-130	420	1.8
K 4 Compact Home	1.637-312.0	20-130	420	1.8
K 3 Premium Full Control	1.602-650.0	20-120	380	1.6
K 3 Premium Full Control Home	1.602-654.0	20-120	380	1.6
K 3 Full Control	1.602-600.0	20-120	380	1.6
K 3 Full Control Car	1.602-604.0	20-120	380	1.6
K 3 Full Control Home	1.602-605.0	20-120	380	1.6
K 3 Full Control Car & Home	1.602-606.0	20-120	380	1.6
K 2 Premium Full Control	1.673-420.0	20-110	360	1.4
K 2 Premium Full Control Car	1.673-425.0	20-110	360	1.4
K 2 Premium Full Control Home	1.673-426.0	20-110	360	1.4
K 2 Premium Full Control Car & Home	1.673-428.0	20-110	360	1.4
K 2 Full Control	1.673-400.0	20-110	360	1.4
K 2 Full Control Home	1.673-408.0	20-110	360	1.4
K 2 Full Control Car	1.673-404.0	20-110	360	1.4
K 2 Full Control Car & Home	1.673-406.0	20-110	360	1.4
K 2 Compact	1.673-120.0	110	360	1.4
K 2 Compact Car	1.673-123.0	110	360	1.4
K 2 Compact Home	1.673-124.0	110	360	1.4
K 2 Compact Car & Home	1.673-130.0	110	360	1.4
G 10 M	1.133-622.0	20-120	420	-
G 10 M	1.134-701.0	20-160	470	-
Cordless pressure washers				
KHB 5 Battery Set	1.328-100.0	24	200	-
K 2 Battery Set	1.117-220.0	110	310	-
Mobile cleaner				
Mobile Outdoor Cleaner	1.680-000.0	Low pressure	120	-
Mobile Outdoor Cleaner + Adventure Box	1.680-002.0	Low pressure	120	-
Mobile Outdoor Cleaner + Bike Box	1.680-003.0	Low pressure	120	-
Mobile Outdoor Cleaner + Pet Box	1.680-004.0	Low pressure	120	-
Home kit:				
K 2/2: 150 Surface cleaner				
K 4/5: 350 Surface cleaner				
K 7: 450 Surface cleaner				
K 7: 450 Surface cleaner including corner cleaning				
K 7: 450 Surface cleaner + 1 Stone and Façade Cleaner 3-in-1				
Car cleaning kit:				
K 2/2: Wash brush, foam jet and 0.5 l Car Shampoo				
K 4/5: Rotating wash brush, 0.3 l foam jet and 1 l Car Shampoo 3-in-1, drying cloth only with the K 5				
K 7: Power brush, 0.3 l foam jet and 1 l Car Shampoo 3-in-1, drying cloth				

Order number	Max. area performance (m ² /h)	Working width (mm)	Waste container capacity (l)	Spray rate (l/min)
Sweepers				
S 750	1.766-910.0	2.500	700	32
S 650 2-in-1	1.766-307.0	1.800	650	16
S 550	1.766-300.0	1.800	650	16
S 550	1.766-200.0	1.600	550	16

MULTI-PURPOSE VACUUM CLEANERS

Order number	Actual suction (air wats)	Energy use (W)	Container capacity (l)
WD top class			
WD 6 P Premium	1.348-270.0	260	1.300
WD 5 P Premium	1.348-234.0	240	1.100
WD 5 Premium	1.348-230.0	240	1.100
WD 5 P	1.348-194.0	240	1.100
WD 5	1.348-190.0	240	1.100
WD middle class			
WD 4 Premium	1.348-150.0	220	1.000
WD 4	1.348-110.0	220	1.000
WD entry-level class			
WD 3 P	1.629-880.0	200	1.000
WD 3 Premium	1.629-840.0	200	1.000
WD 3	1.629-800.0	200	1.000
WD 2 Premium	1.629-765.0	180	1.000
WD 2	1.629-760.0	180	1.000

* Measured at the suction tubes according to the IEC 60312 standard.

CORDLESS MULTI-PURPOSE VACUUM CLEANER

Order number	Battery voltage (V)	Battery type, running time (min)	Container capacity (l)
WD - without battery and without fast charger			
WD 3 Battery	1.629-910.0	36	-
WD 3 Battery Premium	1.629-950.0	36	-
WD - with battery and fast charger			
WD 3 Battery	1.629-911.0	36	li-ion, 15
WD 3 Battery Premium Set	1.629-951.0	36	li-ion, 15

ASH AND DRY VACUUM CLEANERS

Order number	Energy eff. class (A++ to D)	Container (l, material)	Section hose (section hose material)
Ash and dry vacuum cleaners			
AD 4 Premium	1.629-731.0	A+ 17, metal	17, metal/PVC-covered
AD 2	1.629-711.0	A 14, metal	10, metal/PVC-covered

SWEEPERS

Order number	Max. area performance (m ² /h)	Working width (mm)	Waste container capacity (l)	Spray rate (l/min)
Sweepers				
S 750	1.766-910.0	2.500	700	32
S 650 2-in-1	1.766-307.0	1.800	650	16
S 550	1.766-300.0	1.800	650	16
S 550	1.766-200.0	1.600	550	16

CORDLESS VACUUM CLEANER

Order number	Battery runtime time (min)	Battery technology	Working width (mm)
Cordless vacuum cleaner			
VC 5 Cordless Premium	1.349-350.0	25.2	60
VC 5 Cordless	1.349-300.0	18	40

VACUUM CLEANERS, VACUUM CLEANER WITH WATER FILTER

Order number	Rated input power (W)	Energy eff. class (A++ to D)	Operating speed (l/min)
Vacuum cleaners			
VC 6 Premium	1.195-605.0	600	A
VC 6	1.195-600.0	600	A
VC 5 Premium	1.349-150.0	500	A+
VC 5	1.349-100.0	500	A+
VC 3	1.198-125.0	700	A
VC 2	1.198-105.0	700	A

Order number	Rated input power (W)	Speed (l/min)	Working width (mm)
Vacuum cleaner with water filter			
DS 6 Waterfilter	1.195-220.0	650	A

ROBOTIC VACUUM CLEANER

Order number	Area performance (m ² /h)	Cleaning time (per charge)	Waste container size (l)	Sound power level (dB(A))
Robotic vacuum cleaner				
RC 3	1.198-203.0	160	90-120	350

FLOOR CLEANER

Order number	Rated input power (W)	Bottle speed (g/min)	Area performance (m ² /min)
Floor cleaner			
FC 5 Premium	1.055-530.0	460	ca. 500
FC 5	1.055-500.0	460	ca. 500

SPRAY EXTRACTION CLEANERS

Order number	Max. turbidity (mg/l)	Clean/dirty ratio	Container capacity (l)	Spray rate (l/min)
Spray extraction cleaners				
SE 5 100	1.081-200.0	1.400/40	4/4	1
SE 4002	1.081-140.0	1.400/40	4/4	1
SE 4001	1.081-130.0	1.400/40	4/4	1

CORDLESS ELECTRIC BROOM

Order number	Battery runtime time (min)	Battery technology	Working width (mm)
Cordless electric broom			
KB 5	1.258-000.0	30	li-ion

FLOOR POLISHER

Order number	Rated input power (W)	Speed (l/min)	Working width (mm)
Floor polisher			
FP 303	1.056-920.0	600	1.000

WINDOW VACS

Order number	Battery runtime time (min)	Cleaning area per battery charge (m ²)	Working width (mm)
Window Vacs			
VV 5 Premium MSC kit	1.633-447.0	2+35	2+105
VV 5 Premium	1.633-453.0	35	105
VV 2 Premium	1.633-430.0	25	75
VV 2	1.633-300.0	25	75
VV 1 Plus	1.633-014.0	20	55
VV 1	1.633-001.0	20	55

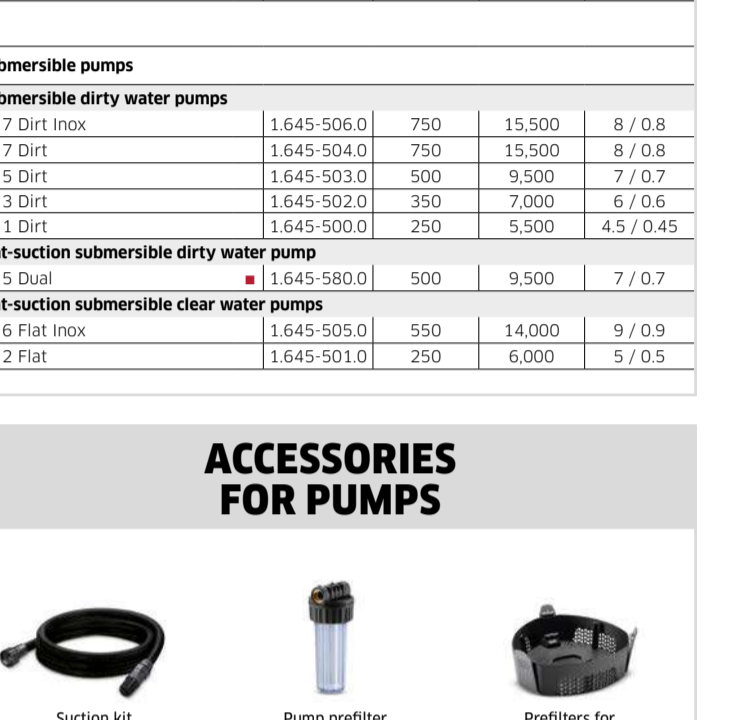
STEAM CLEANERS, STEAM IRONING SYSTEM, STEAM VACUUM CLEANER

Order number	Rated input power (W)	Bottle capacity (l)	Separate water tank (l)	Max. steam (g/min)
Steam cleaners				
SC 5 EasyFix Iron	1.512-533.0	2.200	0.5	1.5
SC 5 EasyFix	1.512-530.0	2.200	0.5	1.5
SC 4 EasyFix Premium Iron	1.512-471.0	2.000	0.5	0.8
SC 4 EasyFix Iron	1.512-453.0	2.000	0.5	0.8
SC 4 EasyFix Premium	1.512-470.0	2.000	0.5	0.8
SC 4 EasyFix	1.512-450.0	2.000	0.5	0.8
SC 3 EasyFix Premium	1.512-140.0	1.900	-	1.0
SC 3 EasyFix	1.512-110.0	1.900	-	1.0
SC 2 EasyFix Premium	1.512-070.0	1.500	1.0	-
SC 2 EasyFix	1.512-050.0	1.500	1.0	-
SC 1 EasyFix Premium	1.516-345.0	1.200	0.2	-
SC 1 EasyFix	1.516-330.0	1.200	0.2	-
SC 1 Premium	1.516-315.0	1.200	0.2	-
SC 1	1.516-300.0	1.200	0.2	-
Steam ironing system				
SI 4 EasyFix Iron	1.512-494.0	2.000	0.5	0.8
Steam vacuum cleaner				
SV 7	1.439-410.0	2.200	0.45	4.0

PUMPS

Order number	Max. motor rating (W)	Max. flow rate (l/min)	Delivery height/pressure (m/bar)
Booster pumps			
Home & Garden pumps			
BP 7 Home & Garden	1.645-373.0	1.200	6.000
BP 5 Home & Garden	1.645-355.0	1.000	6.000
BP 4 Home & Garden	1.645-363.0	950	3.800
BP 3 Home & Garden	1.645-353.0	800	3.800
Home pumps			
BP 5 Home	1.645-370.0	1.100	4.500
BP 3 Home	1.645-365.0	800	3.000
Garden pumps			
BP 4 Garden Set	1.645-352.0	1.000	4.000
BP 3 Garden	1.645-351.0	800	3.500
BP 3 Garden Set Plus	1.645-357.0	800	3.500
BP 2 Garden	1.645-350.0	700	3.000
Barrel pumps			
BP 1 Barrel	1.645-460.0	400	3.800
BP 1 Barrel Set	1.645-465.0	400	3.800
Submersible pressure pumps for deep wells			
BP 4 Deep Well	1.645-422.0	1.000	5.000
BP 4 Deep Well	1.645-421.0	700	4.600
Submersible pressure pump			
BP 2 Criterm	1.645-420.0	800	5.700
Submersible pumps			
Submersible dirty water pumps			
SP 3 Dirt Inox	1.645-506.0	750	15.500
SP 5 Premium	1.645-504.0	750	15.500
SP 3 Premium	1.645-503.0	500	9.500
SP 3 Dirt	1.645-502.0	350	7.000
SP 1 Dirt	1.645-500.0	250	5.500
Flat-suction submersible dirty water pump			
SP 5 Dual	1.645-580.0	500	9.500
Flat-suction submersible clear water pumps			
SP 4 Flat Inox	1.645-505.0	550	14.000
SP 3 Flat	1.645-501.0	250	6.000

ACCESSORIES FOR PUMPS



KÄRCHER PROFESSIONAL 2018



HOT WATER HIGH-PRESSURE CLEANERS

HDS Super Class HDS Middle Class HDS Compact Class HDS Upright Class
HDS with combustion engine HDS Trailer HDS Special Class

WET AND DRY VACUUM CLEANERS

Tact Class Ap Class Standard Class
NT Classic Safety vacuum cleaners Special vacuums

CARPET CLEANERS

Spray extraction machines 30-litre class Spray extraction machines 10-litre class Spray extraction machines 8-litre class
Professional power brush for spray extraction machines Air blower Intermediate carpet cleaners
Deep carpet cleaners - 45 cm Deep carpet cleaners - 40 cm Deep carpet cleaners - 30 cm

SCRUBBERS/SCRUBBER DRIERS

Combined 300/250-litre sweeper/scrubbing machine class Ride-on 200 to 150-litre class Ride-on 90 to 70-litre class
Step-on 95 to 40-litre class Walk-behind 120-litre class Walk-behind 80 to 60-litre class
Walk-behind 40-litre class Compact 50 to 25-litre class Compact 22 to 12-litre class

VACUUM SWEEPERS AND MUNICIPAL IMPLEMENT CARRIERS

Vacuum sweepers middle class
Vacuum sweepers compact class Light waste vacuum cleaners
Municipal implement carriers heavy implement carriers Municipal implement carriers middle class
Municipal implement carriers compact class

SYSTEM SOLUTION FOR CONTAINER CLEANING

System solution tank, silo and container cleaning Modular controls
Modular industrial pumps Modular interior cleaning heads Mobile and stationary high-pressure pumps
Modular hot water generators Ultra-high-pressure interior cleaning heads Complete tank interior cleaning system

ecozero ecoefficiency

ecozero
Climate-neutral cleaning 100% cleaning with 100% carbon offset
ecoefficiency
Achieve more with efficiency

COLD WATER HIGH-PRESSURE CLEANERS

HD Super Class HD Middle Class HD Compact Class HD Portable Class
HD Gasoline Advanced HD Gasoline Classic HD Classic Hot-water generator

INDUSTRIAL VACUUMS

Super Class Middle Class Compact Class
Ex vacuums Build-in units Liquid and swarf vacuums

STEAM CLEANERS AND STEAM VACUUM CLEANERS

Steam cleaner Steam vacuum cleaners Battery-powered chewing gum remover Accessories

MANUAL CLEANING EQUIPMENT

Single-disc machines Staircase/escalator cleaners Polishing machines compact class
Compact 10-litre class Compact 4-litre class Mopvac 10-litre class

PARK & CITY SOLUTIONS

Hedge trimmer Leaf blower String trimmer Chainsaw Batteries

WATER RECLAMATION

Water reclamation for vehicle wash plants Water reclamation for high-pressure cleaners Water reclamation system for high-pressure cleaners

CONNECTED CLEANING

Connected Cleaning Digital solutions for connected cleaning
Kärcher Fleet Fleet management
Kärcher Manage Management of manual cleaning

STATIONARY HIGH-PRESSURE CLEANERS

Stationary hot water high-pressure cleaners Stationary multiple lance systems Stationary cold water high-pressure cleaners Stationary HD middle class high-pressure cleaners

DRY VACUUM CLEANERS

ecoefficiency Standard T Classic
Battery-operated dry vacuum cleaners Battery-operated backpack vacuums Upright brush-type vacuum cleaners Electric brooms

MANUAL CLEANING EQUIPMENT

Floors Surfaces Windows
Transport, cleaning and mobile bucket carts
Accessories

SWEEPERS/VACUUM SWEEPERS

Ride-on Industrial 170 to 120-cm class Ride-on 125 to 105-cm class Ride-on 100-cm class
Ride-on 90-cm class Ride-on 85-cm class Walk-behind 85-cm class Walk-behind 75-cm class
Front sweeper 80-cm class Push 70-cm comfort class Push 70-cm class

VEHICLE CLEANING

Gantry car washes Commercial vehicle washes
Self-service prewash units Self-service wash systems
Steel framework for self-service wash bays Forecourt units Self-service vacuum cleaners

DRY ICE CLEANING

Super Class Compact Class Dry ice pelletizers

SERVICES

Kärcher Maintain Service packages
Kärcher Rent Rental
Kärcher Service Customer service
Kärcher All Brands Service Brand-independent service
Kärcher Used Refurbished machines
Kärcher Original Spare Parts Original spare parts

ULTRA HIGH-PRESSURE CLEANERS

UHP Super Class UHP Middle Class UHP Compact Class

HANDHELD VACUUM CLEANERS

Window/Surface vacuum cleaner Battery-powered handheld vacuum cleaners

HIGH-PRESSURE CLEANERS ACCESSORIES

EASY!Force trigger gun Additional handle Weed removal FR Classic
Surface cleaner with suction PowerControl spray lance Basic cup foam lance HD solar panel cleaner

AIR AND WATER

Water dispenser 50 Water dispensers 100-600 Water treatment Air purification

CLEANING AND CARE AGENTS - FOR ANY APPLICATION

PressurePro CarpetPro FloorPro SanitPro SurfacePro VehiclePro PartsPro WaterPro TankPro

Machine Protector Advance 1 RM 110 Active Cleaner, alkaline RM 81 Solar Cleaner RM 99 Dry Cleaner RM 766 Cleaner RM 760 tablets / powder Conditioner RM 763 Protector RM 762 Multi Cleaner RM 756 Deep Cleaner RM 69 Intensive Deep Cleaner Extra RM 752 Allround Deep Cleaner RM 754 Cleaning agent line Premium for washrooms Cleaning agent line Premium for surfaces Brush Shampoo RM 891 Premium Shine Wax RM 894 Premium Drying Aid RM 893 Premium Parts Cleaner PC Bio 10 Separating Agent, powder RM 846 Cleaner, acidic RM 870 Cleaner, alkaline RM 875 Cleaner, Polymer RM 880

TECHNICAL DATA AT A GLANCE

HOT WATER HIGH-PRESSURE CLEANERS

	Spray voltage (phase)	Connection load (kW)	Flow rate (l/h)	Max. pressure (bar/MPa)	Working pressure (bar/MPa)	Max. temperature (°C)
HDS Super Class						
HDS 13/20-4 S1 SX	3	8.3	600-1300	30-200/3-20	80/155	
HDS 13/18-4 S1 SX	3	6.4	450-900	30-180/3-18	80/155	
HDS Middle Class						
HDS 10/20-4 M1 MX	3	7.8	500-1000	30-200/3-20	80/155	
HDS 10/18-4 M1 MX	3	6.4	450-900	30-180/3-18	80/155	
HDS 8/18-4 M1 MX	3	5.0	400-800	30-180/3-18	80/155	
HDS 7/12-4 M1 MX	3	3.4	350-700	30-120/3-12	80/155	
HDS Compact Class						
HDS 8/18-4 C1 CX	3	6.4	300-800	30-180/3-18	80/155	
HDS 8/17-4 C1 CX	3	5.7	290-760	30-170/3-17	80	
HDS 7/16-4 C1 CX	3	4.7	270-660	30-160/3-16	80	
HDS 6/14-4 C1 CX	1	3.8	240-560	30-140/3-14	80/155	
HDS 6/14 C1 CX	1	3.8	240-560	30-140/3-14	80	
HDS 5/12 C	1	2.9	200-500	120/12	80	
HDS Upright Class						
HDS 5/13 U1 U LX	1	2.7	450	150/15	80	
HDS 5/13 U U LX	1	2.6	450	125/12.5	80	
HDS 5/13 U1 U LX	1	2.2	450	110/11	80	
HDS Trailer						
HDS 9/30 De Tr1	-	-	500-900	150-500/15-50	85/98	
HDS 13/35 De Tr1	-	-	650-1300	100-350/10-35	85/98	
HDS 17/20 De Tr1	-	-	900-1700	700-200/7-20	80/98	
HDS 13/20 De Tr1	-	-	500-1000	50-250/5-25	85/98	
HDS Special Class						
HDS 2000 Super	3	2 x 6.7	800-1850	30-180/3-18	80/98	
HDS E 8/16-4 M 36 Kw	3	4.15	300-760	30-180/3-18	80/98	
HDS E 8/16-4 M 24 Kw	3	2.95	300-760	30-160/3-16	45/85	
HDS E 8/16-4 M 12 Kw	3	1.75	300-760	30-160/3-16	30/85	
HDS with combustion engine						
HDS 1000 Be	-	-	450-900	40-200/4-20	98/80	
HDS 1000 Be	-	-	450-900	40-210/4-21	98/80	
HDS 801 D B	-	-	600	140/14	80	

COLD WATER HIGH-PRESSURE CLEANERS

	Spray voltage (phase)	Connection load (kW)	Flow rate (l/h)	Max. pressure (bar/MPa)	Working pressure (bar/MPa)
HDS Super Class					
HD 17/14-4 S Plus1 SX Plus	3	9.4	650-1700	154/15.4	30-140/3-14
HD 13/18-4 S Plus1 SX Plus	3	5.2	650-1300	198/19.8	30-180/3-18
HD 10/20-4 S Plus1 SX Plus	3	5.2	500-1000	275/27.5	30-250/3-25
HD 10/23-4 S1 S Plus1 SX Plus	3	7.8	1000	253/25.3	230/23
HDS Middle Class					
HD 9/20-4 M1 Plus1 MX Plus	3	7	460-900	220/22	40-200/4-20
HD 8/18-4 M1 Plus1 MX Plus	3	4.6	760	230/23	30-180/3-18
HD 7/16-4 M1 Plus1 MX Plus	3	4.2	700	210/21	30-160/3-16
HD 7/17-4 M1 Plus1 MX Plus	3	4.2	700	200/20	150/15
HD 7/14-4 M1 Plus1 MX Plus	3	3.4	700	190/19	140/14
HD 6/15-4 M1 Plus1 MX Plus	3	3.1	560	200/20	150/15
HDS Compact Class					
HD 6/17-4 C1 Plus1 CX Plus	1	3	500	200/20	170/17
HD 6/13-4 C1 Plus1 CX Plus	1	2.9	560	190/19	130/13
HD 5/15-4 C1 Plus1 CX Plus	1	2.8	500	200/20	150/15
HD 5/12-4 C1 Plus1 CX Plus	1	2.5	500	175/17.5	120/12
HDS Portable Class					
HD 5/11 P1 P Plus	1	2.2	490	160/16	110/11
HDS Special Class					
HD 20/15-4 Cage Plus	3	12.5	500-2500	190/19	30-150/3-15
HD 20/15-4 Cage Plus	3	11	500-2000	190/19	30-150/3-15
HD 16/15-4 Cage Plus	3	9.5	500-1600	190/19	30-150/3-15
HD 10/25-4 Cage Plus	3	9.3	1000	273/27.3	350/25
HD 7/15	3	4.7	250-700	175/17.5	10-150/1-15
HD 6/10	3	3	240-650	125/12.5	10-110/1-11
HD 10/16-4 Cage Exp	3	5.5	1000	220/22	160/16
HD 10/14-4 Cage Exp	3	4.4	440-990	175/17.5	20-145/2-14.5
HD 7/10 CFX	3	4.5	250-700	120/12	10-100/1-10
HDS with combustion engine					
HD 9/23 De1 G	-	-	400-930	250/25	40-230/4-23
HD 9/21 G	-	-	200-850	230/23	10-210/1-21
HD 8/20 G	-	-	200-750	230/23	10-200/1-20
HD 7/15 G	-	-	650	160/16	150/15
HD 7/8 G	-	-	650	160/16	150/15
HDS Classic					
HD 9/20-4 Classic	3	6.9	520-900	240/24	70-200/7-20
HD 9/18-4 Classic	3	4.9	520-700	220/22	70-180/7-18
HD 6/15-4 Classic	1	3.4	450-600	190/19	70-150/7-15
HD 7/11-4 Classic	1	2.9	520-700	150/15	70-110/7-11
HD 9/18-4 Cage Classic	3	5.9	450-900	240/24	70-180/7-18
HD 7/16-4 Cage Classic	3	4.3	400-700	200/20	70-160/7-16
HD 7/11-4 Cage Classic	1	2.9	520-700	200/20	70-110/7-11
HD 5/11 Cage Classic	1	2.2	500	160	110/11
HD 5/12 G Classic	-	-	700	200/20	80/20
HD 7/20 G Classic	-	-	700	250/25	200/20
HD 6/15 G Classic	-	-	600	200/20	150/15
Hot-water generator					
HG 4	1	0.3	300-1300	220/22	-
HG 43	1	0.3	300-1300	200/20	-

HIGH-PRESSURE CLEANERS ACCESSORIES

	Weight (kg)	Working width (mm)	Machine flow rate (l/h)	Length (m)	Material
HD Solar panel cleaner					
Solar brush 400	2.8	400	700-1000/1100-1300	-	-
Solar lance TL 7 H	7	600	700-1000/1100-1300	-	-
Solar lance TL 10 H	4	-	-	2.4-10.2	Hybrid
Solar lance TL 10 C	3.7	-	-	2.4-10.2	Carbon
Solar lance TL 14 C	5	-	-	2.4-14	Carbon
Spray lance					
PowerControl spray lance	1	1	800	180/18	
Weed removal					
WR 100	12	1000	350-500	8.3-16.7	100
WR 50	5.1	500	150-350	8.3-16.7	100
WR 20	0.3	200	80-150	5.8-8.3	100
Surface cleaners					
FR 30 Me	1.6	300	max. 300	max. 150	40
FR 30 Me	2.7	300	max. 850	max. 180	40
FR 30 Me	4.2	300	max. 1300	max. 250	85
FR 50 Me	14.3	500	max. 1800	max. 250	85
Surface cleaners with suction					
FRV 30 Me	5.5	300	max. 1300	max. 250	60
FRV 30 Me	7.5	300	max. 1300	max. 250	85
FRV 50 Me	16.9	500	max. 2000	max. 250	85

STATIONARY HIGH-PRESSURE CLEANERS

	Spray voltage (phase)	Connection load (kW)	Flow rate (l/h)	Working pressure (bar/MPa)	Max. temperature (°C)	
Stationary hot water high-pressure cleaners, single-lance operation						
HDS 12/14-4 S1 G	3	7.5	600-1200	30-140/3-14	155/80	
HDS 12/14-4 S1 G	3	7.5	600-1200	30-140/3-14	98	
HDS 12/14-4 S1 G LPG	3	7.5	600-1200	30-140/3-14	98	
HDS 9/14-4 S1 G	3	6.4	500-900	30-140/3-14	155/80	
HDS 9/14-4 S1 G	3	6.4	500-900	30-160/3-16	98	
Stationary cold water high-pressure cleaners, 60/85°C multiple-lance operation						
HD 12/10-10	3	44.5/46	700-12000	100/10	85	
HDC 90/10	3	33.5/35	700-8000	100/10	85	
HDC 60/10	3	22.5/24	700-6000	100/10	85	
HDC 80/08	3	45/46	700-8000	160/16	85	
HDC 80/08	3	23/24	700-8000	80/8	85	
HDC 60/16	3	34/35	700-6000	160/16	85	
HDC 60/16	-	-	3175/185	700-6000	80/8	85
HDC 40/16	3	23/24	700-4000	160/16	85	
HDC 40/08	3	12/13	700-4000	80/8	85	
HDC 20/16	3	11/12	700-2000	160/16	85	
HDC 20/08	3	7	700-2000	80/8	85	
Stationary cold water high-pressure cleaners, single-lance operation						
HD 13/12-4 S1	3	6.4	650-1300	30-120/3-12	70	
HD 9/18-4 S1	3	6.4	460-900	40-180/4-18	70	
HD 7/16-4 S1	3	4.4	300-700	30-160/3-16	70	

ULTRA HIGH-PRESSURE CLEANERS

	Drive	Spray voltage (phase)	Motor rating (kW)	Motor flow rate (l/h)	Max. working pressure (bar/MPa)
UHP Super Class					
HDW 12/180 De Skid Classic	Diesel	-	125	1200	2800/280
HDW 12/180 De Skid Classic	Diesel	-	125	4320	750/75
UHP Middle Class					
HDW 12/100-4 Skid Classic	Electric	3	37	1200	1000/100
HD 11/100-4 Cage Adv1 Classic	Electric	3	30	900	1000/100
HD 18/50-4 Cage Adv1 Classic	Electric	3	30	1800	500/50
HD 9/50-4 Cage	Electric	3	15	900	500/50
HD 13/35-4 Cage	Electric	3	15	300	360/36
HD 9/50-4 Cage	Petrol	-	16	900	500/50
HD 13/35-4 Cage	Petrol	-	16	300	350/35

WET AND DRY VACUUM CLEANERS

	Standard Class	Ap Class	Classic Range	Special vacuums
Standard Class				
NT 75/2 TeAct Me Te	2 x 7.4	25.4/25.4	75	2760
NT 75/2 TeAct Me Te	2 x 7.4	25.4/25.4	75	2760
NT 65/2 TeAct Te	2 x 7.4	25.4/25.4	65	2760
NT 65/2 TeAct	2 x 7.4	25.4/25.4	65	2760
NT 55/2 TeAct Me1	2 x 7.4	25.4/25.4	55	2760
NT 50/1 TeAct Te	7.4	25.4/25.4	50	1380
NT 45/1 TeAct Te	63	244/24.4	45	1380
NT 40/1 TeAct Te	7.4	25.4/25.4	40	1380
NT 30/1 TeAct Te	7.4	25.4/25.4	30	1380
NT 30/1 TeAct L	7.4	25.4/25.4	30	1380
Ap Class				
NT 75/2 Adv Me Te	2 x 7.4	25.4/25.4	75	2760
NT 65/2 Adv	2 x 7.4	25.4/25.4	65	2760
NT 35/1 Adv	7.4	25.4/25.4	35	1380
NT 25/1 Adv	7.4	25.4/25.4	25	1380
NT 22/1 Adv L	7.4	25.4/25.4	22	1380
NT 20/1 Adv L	7.4	25.4/25.4	20	1380
Classic Range				
NT 90/2 Me Classic	2 x 5.3	225/22.5	90	2300
NT 70/2 Me Classic	2 x 5.3	225/22.5	70	2300
NT 50/2 Me Classic	2 x 5.3	225/22.5	50	2300
NT 50/1 Me Classic	5.3	225/22.5	50	1150
NT 38/1 Me Classic	5.9	227/22.7	38	1500
NT 30/1 Me Classic	5.9	227/22.7	30	1500
NT 20/1 Me Classic	5.9	227/22.7	20	1500
Special vacuums				</